



NY Thermal Inc.
Tel: (506) 657-6000
Toll Free: 1-800-688-2575
Fax: 1-506-432-1135
Web: www.nythermal.com
Email: info@nythermal.com

84318 Gas Valve GB-ND 057-DO

Applicable Boiler Models:

- Lx 500

Kit Contains:

- Valve GB-ND 057

Tools Required:

- Pipe Wrench (for gas line)
- Adjustable Wrench (for gas line union)
- 1/4" and 5/16" Nut Driver
- Phillips #2 and #1 Screwdriver
- Torx T20 Screwdriver
- Torx T25 Screwdriver
- Needle Nose Pliers (for gas valve vent adapter)
- Combustion Analyzer



Fig. 1-1 Gas Valve GB-ND 057

Replacement Instructions:

- Shut off the gas and power to the boiler.
- Remove display and display housing as an assembly (Fig. 1-2 and 1-3). Remove the boiler jacket top (front and rear) and right side. Loosen the left side panel.
- Remove the gas valve harness and the vinyl hose from the gas valve.
- Remove the screws securing the gas line adapter to the gas valve inside boiler (Refer to Fig. 1-5).
- Remove the screws securing the gas valve to the bracket on the left side of boiler (Refer to Fig. 1-4) and remove gas valve.
- Lift the gas valve up from between the gas valve adaptor and the bracket.
- Reinstall the new valve in the reverse order it was removed and perform a combustion test. Refer to Gas Valve and Burner Setup section in the boiler installation and operation manual included with the boiler.

Fig. 1-2 Display and display housing assembly.




Fig. 1-3 Display housing



Fig. 1-4 Screws on left side of boiler





Fig. 1-5 Gas Valve and Gas line Adapter, boiler side.



⚠ WARNING

Improper Combustion Settings - Ensure that the combustion readings fall within the guidelines listed in the boiler installation and operation manual. Failure to properly set the boiler combustion may result in serious injury or death.

⚠ WARNING

Regulator Vent Adapter - Re-connect the tubing from the air inlet to the gas valve vent adapter on boilers originally equipped with this part. Failure to properly reconnect the tubing to the gas Regulator Vent Adapter may result in property damage, serious injury or death.

⚠ WARNING

The installation of this valve must be performed by a qualified boiler technician. Installing this valve without the proper background and training is hazardous and may result in property damage serious injury or death.

⚠ WARNING

This boiler must be service by a qualified heating technician. Failure to properly maintain or service this appliance may result in property damage, serious injury to occupants or, death.