

NY Thermal Inc.
 Tel: (506) 657-6000
 Toll Free: 1-800-688-2575
 Fax: 1-506-432-1135
 Web: www.nythermal.com
 Email: info@nythermal.com

83507
Matrix Flow Sensor, Sika
(VY103MSHN10N3)

NOTICE Replacement Flow Sensor - The AOC Flow Meter (**Figure 1**) has been discontinued. Effective immediately the Sika Flow Sensor (**Figure 2**) will be its direct replacement.

Applicable Boiler Models

- Matrix M100(V)

Kit Contents

- 1 Flow Sensor (**Figure 2**)

Tools Required

- Pipe wrench
- Adjustable wrench

Replacement Instructions

- 1) Turn off power and gas to the boiler.
- 2) Turn off the domestic hot water supply to the boiler.
- 3) Drain the domestic hot water system.
- 4) Disconnect the domestic cold water inlet.
- 5) Disconnect the flow sensor electrical connector and remove the older Flow Meter AOC AFS-1 (**Figure 1**).
- 6) Install the new flow sensor with the directional arrow facing the plate heat exchanger. Use pipe thread sealant that is suitable for domestic water (**Figure 3**).
- 7) Reconnect the domestic cold water inlet.
- 8) Refill the domestic hot water system.
- 9) Check for leaks and proper operation by running hot water at several fixtures and at varying flow rates.

CAUTION Leakage - Failure to use pipe sealant and inspect for leaks will cause water leakage leading to property damage.

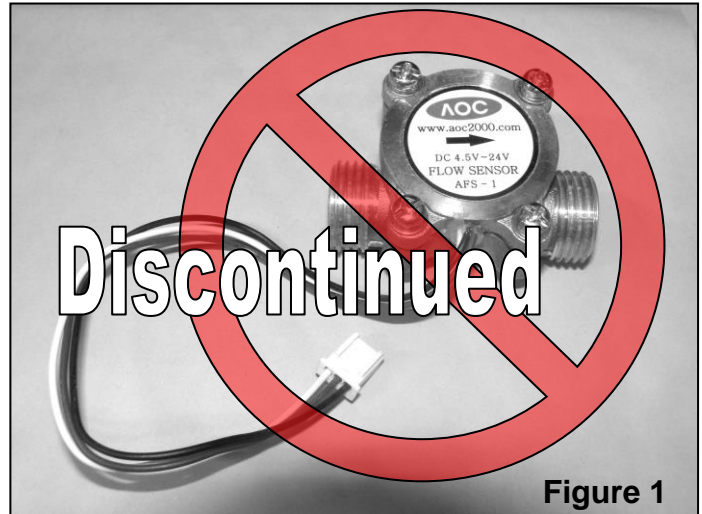


Figure 1

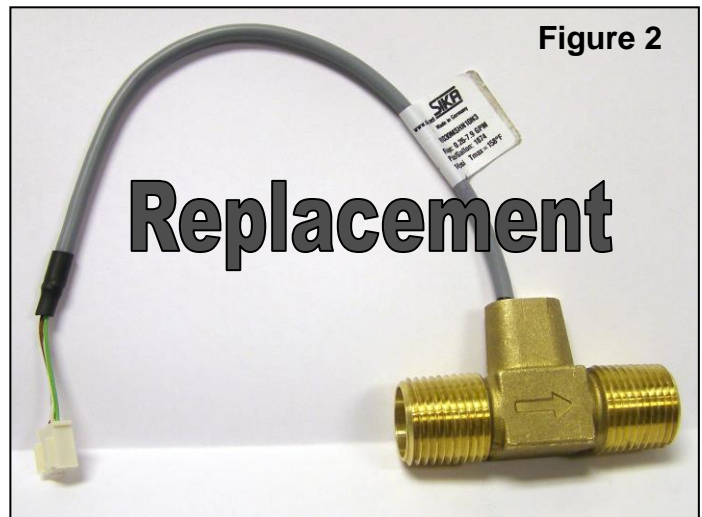


Figure 2




Figure 3